


Introductory sub-table II(a) Equity Shares			
Name of the Company: INTEGRATED CAPITAL SERVICES LIMITED			
Scrip Code, Name of the scrip, class of security: INE 682B01023			
Quarter ended: 30/09/2014			
*Partly paid-up shares:-	No. of partly paid-up shares	As a % of total no. of partly paid-up shares	As a % of total no. of shares of the company
Held by promoter/promoter group	-	-	-
Held by public	-	-	-
Total - D	-	-	-
*Outstanding convertible securities:-	No. of outstanding securities	As a % of total no. of outstanding convertible securities	As a % of total no. of shares of the company, assuming full conversion of the convertible securities
Held by promoter/promoter group	-	-	-
Held by public	-	-	-
Total - E	-	-	-
*Warrants:-	No. of warrants	As a % of total no. of warrants	As a % of total no. of shares of the company, assuming full conversion of warrants
Held by promoter/promoter group	-	-	-
Held by public	-	-	-
Total - F	-	-	-
Total paid-up capital of the company, assuming full conversion of warrants and convertible securities	N.A		
<i>*As on date the Company does not have any Partly paid up share(s), Outstanding convertible securities or warrants</i>			



Statement Showing Shareholding Pattern as on 30/09/2014

Table (I)(a)								
Category code	Category of Shareholder	Number of Shareholders	Total number of shares	Number of shares held in dematerialized form	Total shareholding as a percentage of total number of shares		Shares Pledged or otherwise encumbered	
					As a percentage of (A+B) ¹	As a percentage of (A+B+C)	Number of shares	As a percentage
(i)	(ii)	(iii)	(iv)	(v)	(vi)	(vii)	(viii)	(ix) = (viii)/(iv) * 100
(A)	Shareholding of Promoter and Promoter							
1	Indian							
(a)	Individuals/ Hindu Undivided Family	1	6,00,000	6,00,000	1.66	1.66	0	0.00
(b)	Central Government/ State Government(s)	0	0	0	0.00	0.00	0	0.00
(c)	Bodies Corporate	1	2,50,41,000	2,50,41,000	69.27	69.27	0	0.00
(d)	Financial Institutions/ Banks	0	0	0	0.00	0.00	0	0.00
(e)	Any Others(Specify)	0	0	0	0.00	0.00	0	0.00
	Sub Total(A)(1)	2	2,56,41,000	2,56,41,000	70.93	70.93	0	0.00
2	Foreign							
a	Individuals (Non-Residents Individuals/ Foreign Individuals)	0	0	0	0.00	0.00	0	0.00
b	Bodies Corporate	0	0	0	0.00	0.00	0	0.00
c	Institutions	0	0	0	0.00	0.00	0	0.00
d	Any Others(Specify)	0	0	0	0.00	0.00	0	0.00
	Sub Total(A)(2)	0	0	0	0.00	0.00	0	0.00
	Total Shareholding of Promoter and Promoter Group (A)= (A)(1)+(A)(2)	2	2,56,41,000	2,56,41,000	70.93	70.93	0	0.00
(B)	Public shareholding							
1	Institutions							
(a)	Mutual Funds/ UTI	0	0	0	0.00	0.00	0	0.00
(b)	Financial Institutions/ Banks	0	0	0	0.00	0.00	0	0.00
(c)	Central Government/ State Government(s)	0	0	0	0.00	0.00	0	0.00
(d)	Venture Capital Funds	0	0	0	0.00	0.00	0	0.00
(e)	Insurance Companies	0	0	0	0.00	0.00	0	0.00
(f)	Foreign Institutional Investors	0	0	0	0.00	0.00	0	0.00
(g)	Foreign Venture Capital Investors	0	0	0	0.00	0.00	0	0.00
(h)	Any Other (specify)	0	0	0	0.00	0.00	0	0.00
	Sub-Total (B)(1)	0	0	0	0.00	0.00	0	0.00
B 2	Non-Institutions							
(a)	Bodies Corporate	5	5,20,000	5,11,000	1.44	1.44	0.00	0.00
(b)	Individuals					0.00	0.00	0.00
i	Individuals - I. Individual shareholders holding nominal share capital up to Rs 1 lakh	575	45,92,600	12,22,600	12.70	12.70	0.00	0.00
ii	Individual shareholders holding nominal share capital in excess of Rs. 1 lakh.	9	52,91,400	52,91,400	14.64	14.64	0.00	0.00
(c)	Any Other (specify)				0.00	0.00	0.00	0.00
(c-i)	Hindu Undivided Families (HUF)	4	1,05,000	1,05,000	0.29	0.29	0	0.00
	Sub-Total (B)(2)	593	1,05,09,000	71,30,000	29.07	29.07	0	0.00
(B)	Total Public Shareholding (B)= (B)(1)+(B)(2)	593	1,05,09,000	71,30,000	29.07	29.07	0	0.00
	TOTAL (A)+(B)	595	3,61,50,000	3,27,71,000	100.00	100.00	0	0.00
(C)	Shares held by Custodians and against which Depository Receipts have been issued							
1	Promoter and Promoter Group	0	0	0	0	0.00	0	0.00
2	Public	0	0	0	0	0.00	0	0.00
	Sub-Total (C)	0	0	0	0	0	0	0.00
	GRAND TOTAL (A)+(B)+(C)	595	3,61,50,000	3,27,71,000	-	100.00	0	0.00

1 For determining public shareholding for the purpose of Clause 40A of Listing Agreement

2 For definitions of "Promoter Shareholding" and "Promoter Group" refer to Clause 40A of Listing Agreement

3 For definition of "Public Shareholding", refer to Clause 40A of Listing Agreement



(i)(b) Statement showing holding of securities (including shares, warrants, convertible securities) of persons belonging to the category "Promoter and Promoter Group"

Sr.	Name of the shareholder	Details of Shares held		Encumbered shares (*)			Details of warrants		Details of convertible securities		Total shares (including underlying shares assuming full conversion of warrants and convertible securities) as a % of diluted share capital
		Number of shares held	As a % of grand total (A) + (B) + (C)	No.	As a percentage (VI) = (V)/(III) * 100	As a % of grand total (A)+(B)+(C) of sub-clause (i)(a)	Number of warrants held	As a % total number of warrants of the same class	Number of convertible securities held	As a % total number of convertible securities of the same class	
1	DEORA ASSOCIATES PRIVATE LIMITED	25041000	69.27	0	0.00	0.00	0	0	0	0	0
2	Sajeve Deora HUF	600000	1.66	0	0.00	0.00	0	0	0	0	0
	TOTAL	25641000	70.93	0	0.00	0.00	0	0	0	0	0

(*) The term "encumbrance" has the same meaning as assigned to it in regulation 28(3) of the SEBI (SAST) Regulations, 2011



(i)(c)(i) Statement showing holding of securities (including shares, warrants, convertible securities) of persons belonging to the category "Public" and holding more than 1% of the total number of shares


Sr. No.	Name of the shareholder	Number of shares held	Shares as a percentage of total number of shares (i.e., Grand Total (A)+(B)+(C) Indicated in Statement at para (i)(a) above)	Details of warrants		Details of convertible		Total shares (including underlying shares assuming full conversion of warrants and convertible securities) as a % of diluted share capital
				Number of warrants held	As a % total number of warrants of the same class	Number of convertible securities held	% w.r.t total number of convertible securities of the same class	
1	INDO INVEST VISION LIMITED	4,82,000	1.33	0	0	0	0	4,82,000
2	RUCHI MALHOTRA	23,72,000	6.56	0	0	0	0	23,72,000
3	HEERA LAL BHASIN	9,50,000	2.63	0	0	0	0	9,50,000
4	MOTI LAL BHASIN	8,50,000	2.35	0	0	0	0	8,50,000
	TOTAL	46,54,000	12.87	0	0	0	0	46,54,000

(i)(c)(ii) Statement showing holding of securities (including shares, warrants, convertible securities) of persons (together with PAC) belonging to the category "Public" and holding more than 5% of the total number of shares of the company

Sr. No.	Name(s) of the shareholder(s) and the Persons Acting in Concert (PAC) with them	Number of shares	Shares as a percentage of total number of shares (i.e., Grand Total (A)+(B)+(C) Indicated in Statement at	Details of warrants		Details of convertible		Total shares (including underlying shares assuming full conversion of warrants and convertible
				Number of warrants	As a % total number of warrants of the same class	Number of convertible securities held	% w.r.t total number of convertible securities of the same class	
1	RUCHI MALHOTRA	23,72,000	6.56	0	0	0	0	23,72,000
	TOTAL	23,72,000	6.56	0	0	0	0	23,72,000

(i)(d) Statement showing details of locked-in shares


Sr. No.	Name of the shareholder	Number of locked-in shares	Locked-in shares as a percentage of total number of shares (i.e., Grand Total (A)+(B)+(C) Indicated in Statement at para (i)(a) above)
			0.00
	TOTAL		0.00



(ii)(a) Statement showing details of Depository Receipts (DRs)				
Sr. No.	Type of outstanding DR (ADRs, GDRs, SDRs, etc.)	Number of outstanding DRs	Number of shares underlying outstanding DRs	Shares underlying outstanding DRs as a percentage of total number of shares (i.e., Grand Total (A)+(B)+(C) Indicated in Statement at para (i)(a) above)
1	Not Applicable	-	-	-
Total		Nil	Nil	Nil

(ii)(b) — by "promoter/promoter group" are in excess of 1% of the total number of shares				
Sr. No.	Type of outstanding DR (ADRs, GDRs, SDRs, etc.)	Number of outstanding DRs	Number of shares underlying outstanding DRs	Shares underlying outstanding DRs as a percentage of total number of shares (i.e., Grand Total (A)+(B)+(C) Indicated in Statement at para (i)(a) above)
1	Not Applicable	-	-	-
Total		Nil	Nil	Nil

New Delhi
10/10/2014

For Integrated Capital Services Limited

 Shivani Arora
 (Company Secretary, Compliance Officer)
