

Introductory sub-table (I)(a)

Equity Shares


Name of the Company: INTEGRATED CAPITAL SERVICES LIMITED

Scrip Code, Name of the scrip, class of security: INE 682B01023

Quarter ended: 30/09/2012

*Partly paid-up shares:-	No. of partly paid-up shares	As a % of total no. of partly paid-up shares	As a % of total no. of shares of the company
Held by promoter/promoter group	-	-	-
Held by public	-	-	-
Total - D	-	-	-
*Outstanding convertible securities:-	No. of outstanding securities	As a % of total no. of outstanding convertible securities	As a % of total no. of shares of the company, assuming full conversion of the convertible securities
Held by promoter/promoter group	-	-	-
Held by public	-	-	-
Total - E	-	-	-
*Warrants:-	No. of warrants	As a % of total no. of warrants	As a % of total no. of shares of the company, assuming full conversion of warrants
Held by promoter/promoter group	-	-	-
Held by public	-	-	-
Total - F	-	-	-
Total paid-up capital of the company, assuming full conversion of warrants and convertible securities	N.A		

*As on date the Company does not have any Partly paid up share(s), Outstanding convertible securities or warrants



Statement Showing Shareholding Pattern as on 30/09/2012


Table I(a)								
Category code	Category of Shareholder	Number of Shareholders	Total number of shares	Number of shares held in dematerialized form	Total shareholding as a percentage of total number of shares		Shares Pledged or otherwise encumbered	
					As a percentage of (A+B) ¹	As a percentage of (A+B+C)	Number of shares	As a percentage
(I)	(II)	(III)	(IV)	(V)	(VI)	(VII)	(VIII)	(IX)= (VIII)/(IV)* 100
(A)	Shareholding of Promoter and Promoter Group							
1	Indian							
(a)	Individuals/ Hindu Undivided Family	0	0	0	0.00	0.00	0	0.00
(b)	Central Government/ State Government(s)	0	0	0	0.00	0.00	0	0.00
(c)	Bodies Corporate	1	25,041,000	25,041,000	69.27	69.27	0	0.00
(d)	Financial Institutions/ Banks	0	0	0	0.00	0.00	0	0.00
(e)	Any Others(Specify)	0	0	0	0.00	0.00	0	0.00
	Sub Total(A)(1)	1	25,041,000	25,041,000	69.27	69.27	0	0.00
2	Foreign							
a	Individuals (Non-Residents Individuals/ Foreign Individuals)	0	0	0	0.00	0.00	0	0.00
b	Bodies Corporate	0	0	0	0.00	0.00	0	0.00
c	Institutions	0	0	0	0.00	0.00	0	0.00
d	Any Others(Specify)	0	0	0	0.00	0.00	0	0.00
	Sub Total(A)(2)	0	0	0	0.00	0.00	0	0.00
	Total Shareholding of Promoter and Promoter Group (A)= (A)(1)+(A)(2)	1	25,041,000	25,041,000	69.27	69.27	0	0.00
(B)	Public shareholding							
1	Institutions							
(a)	Mutual Funds/ UTI	0	0	0	0.00	0.00	0	0.00
(b)	Financial Institutions/ Banks	0	0	0	0.00	0.00	0	0.00
(c)	Central Government/ State Government(s)	0	0	0	0.00	0.00	0	0.00
(d)	Venture Capital Funds	0	0	0	0.00	0.00	0	0.00
(e)	Insurance Companies	0	0	0	0.00	0.00	0	0.00
(f)	Foreign Institutional Investors	0	0	0	0.00	0.00	0	0.00
(g)	Foreign Venture Capital Investors	0	0	0	0.00	0.00	0	0.00
(h)	Any Other (specify)	0	0	0	0.00	0.00	0	0.00
	Sub-Total (B)(1)	0	0	0	0.00	0.00	0	0.00
B 2	Non-institutions							
(a)	Bodies Corporate	5	520,000	511,000	1.44	1.44	0.00	0.00
(b)	Individuals					0.00	0.00	0.00
I	Individuals -i. Individual shareholders holding nominal share capital up to Rs 1 lakh	575	4,692,600	1,202,600	12.98	12.98	0.00	0.00
II	ii. Individual shareholders holding nominal share capital in excess of Rs. 1 lakh.	8	5,780,400	5,179,400	15.99	15.99	0.00	0.00
(c)	Any Other (specify)				0.00	0.00	0.00	0.00
(c-i)	Non Resident Indians (NRI)*	2	2,000	2,000	0.01	0.01	0.00	0.00
(c-ii)	Hindu Undivided Families (HUF)	5	115,000	115,000	0.32	0.32	0	0.00
	Sub-Total (B)(2)	595	11,110,000	7,010,000	30.73	30.73	0	0.00
(B)	Total Public Shareholding (B)= (B)(1)+(B)(2)	595	11,110,000	7,010,000	30.73	30.73	0	0.00
	TOTAL (A)+(B)	596	36,151,000	32,051,000	100.00	100.00	0	0.00
(C)	Shares held by Custodians and against which Depository Receipts have been issued							
1	Promoter and Promoter Group	0	0	0		0.00	0	0.00
2	Public	0	0	0		0.00	0	0.00
	Sub-Total (C)	0	0	0		0	0	0.00
	GRAND TOTAL (A)+(B)+(C)	596	36,151,000	32,051,000		100.00	0	0.00

1 For determining public shareholding for the purpose of Clause 40A of Listing Agreement

2 For definitions of "Promoter Shareholding" and "Promoter Group" refer to Clause 40A of Listing Agreement

3 For definition of "Public Shareholding", refer to Clause 40A of Listing Agreement


* The Company applied to concerned Stock Exchanges for approval of listing of fresh 6,00,000 equity shares of Re. 1/- each. The requisite approval is awaited. NSDL has informed that approval for requisite crediting of shares will be accorded after listing of shares by the concerned Stock Exchanges.



(i)(b) Statement showing holding of securities (including shares, warrants, convertible securities) of persons belonging to the category "Promoter and Promoter Group"

Sr.	Name of the shareholder	Details of Shares held		Encumbered shares (*)		Details of warrants		Details of convertible securities		Total shares (including underlying shares assuming full conversion of warrants and convertible securities) as a % of diluted share capital	
		Number of shares held	As a % of grand total (A) + (B) + (C)	No.	As a percentage	As a % of grand total (A)+(B)+(C) of sub-clause (i)(a)	Number of warrants held	As a % total number of warrants of the same class	Number of convertible securities held		As a % total number of convertible securities of the same class
No.	(II)	(III)	(IV)	(V)	(VI)=[(V)/(III)*100	(VII)	(VIII)	(IX)	(X)	(XI)	(XII)
1	DEORA ASSOCIATES PRIVATE LIMITED	25041000	69.27	0	0.00	0.00	0	0	0	0	0
TOTAL		25041000	69.27	0	0.00	0.00	0	0	0	0	0

(*) The term "encumbrance" has the same meaning as assigned to it in regulation 28(3) of the SEBI (SAST) Regulations, 2011



(i)(c)(i) Statement showing holding of securities (including shares, warrants, convertible securities) of persons belonging to the category "Public" and holding more than 1% of the total number of shares								
Sr. No.	Name of the shareholder	Number of shares held	Shares as a percentage of total number of shares (i.e., Grand Total (A)+(B)+(C) indicated in Statement at para (i)(a) above)	Details of warrants		Details of convertible		Total shares (including underlying shares assuming full conversion of warrants and convertible securities) as a % of diluted share capital
				Number of warrants held	As a % total number of warrants of the same class	Number of convertible securities held	% w.r.t total number of convertible securities of the same class	
1	INDO INVEST VISION LIMITED	482,000	1.33	0	0	0	0	482,000
2	RUCHI MALHOTRA	2,370,000	6.56	0	0	0	0	2,370,000
3	HEERA LAL BHASIN	950,000	2.63	0	0	0	0	950,000
4	MOTI LAL BHASIN	850,000	2.35	0	0	0	0	850,000
	TOTAL	4,652,000	12.87	0	0	0	0	4,652,000

(i)(c)(ii) Statement showing holding of securities (including shares, warrants, convertible securities) of persons (together with PAC) belonging to the category "Public" and holding more than 5% of the total number of shares of the company								
Sr. No.	Name(s) of the shareholder(s) and the Persons Acting in Concert (PAC) with them	Number of shares	Shares as a percentage of total number of shares (i.e., Grand Total (A)+(B)+(C) indicated in Statement at para (i)(a))	Details of warrants		Details of convertible		Total shares (including underlying shares assuming full conversion of warrants and convertible securities) as a
				Number of warrants	As a % total number of warrants of the same class	Number of convertible securities held	% w.r.t total number of convertible securities of the same class	
1	RUCHI MALHOTRA	2,370,000	6.56	0	0	0	0	2,370,000
	TOTAL	2,370,000	6.56	0	0	0	0	2,370,000

(i)(d) Statement showing details of locked-in shares			
Sr. No.	Name of the shareholder	Number of locked-in shares	Locked-in shares as a percentage of total number of shares (i.e., Grand Total (A)+(B)+(C) indicated in Statement at para (i)(a) above)
1	O.P.GULATI (JOINTLY WITH RUCHI MALHOTRA)	601000	1.66
	TOTAL	601000	1.66



(II)(a) Statement showing details of Depository Receipts (DRs)				
Sr. No.	Type of outstanding DR (ADRs, GDRs, SDRs, etc.)	Number of outstanding DRs	Number of shares underlying outstanding DRs	Shares underlying outstanding DRs as a percentage of total number of shares (i.e., Grand Total (A)+(B)+(C) indicated in Statement at para (II)(a) above)
1	Not Applicable	-	-	-
Total		Nil	Nil	Nil

(II)(b) _____ by "promoter/promoter group" are in excess of 1% of the total number of shares				
Sr. No.	Type of outstanding DR (ADRs, GDRs, SDRs, etc.)	Number of outstanding DRs	Number of shares underlying outstanding DRs	Shares underlying outstanding DRs as a percentage of total number of shares (i.e., Grand Total (A)+(B)+(C) indicated in Statement at para (II)(a) above)
1	Not Applicable	-	-	-
Total		Nil	Nil	Nil

